

# Business and Climate Change

HRPSOR

Zagreb – March 15, 2005



# Holcim Group

A world map with several regions highlighted in different colors: North America (red), South America (purple), Europe (blue), Africa (orange), and Australia (teal). The rest of the world is shown in grey.

## **Global presence:**

- **Almost 50,000 employees**
- **Activities in 74 countries**
- **129 cement plants**
- **Approx. 750 concrete plants**
- **220 aggregates operations**
- **Ongoing expansion (Great Britain, India)**

# Cement Industry

**Approx. 5% of global, man-made CO<sub>2</sub> emissions:**

- **50% chemical reactions in production process**
- **40% combustion of fossil fuels in kiln**
- **5% generation of electrical power (indirect)**
- **5% transportation of raw materials and cement**

**20% less CO<sub>2</sub> by 2010\***

**Reduction of specific, net CO<sub>2</sub> emissions:**

- **Substitution of clinker**
- **Energy efficiency**
- **Substitution of fossil fuels**
- **Utilization of kiln dust**

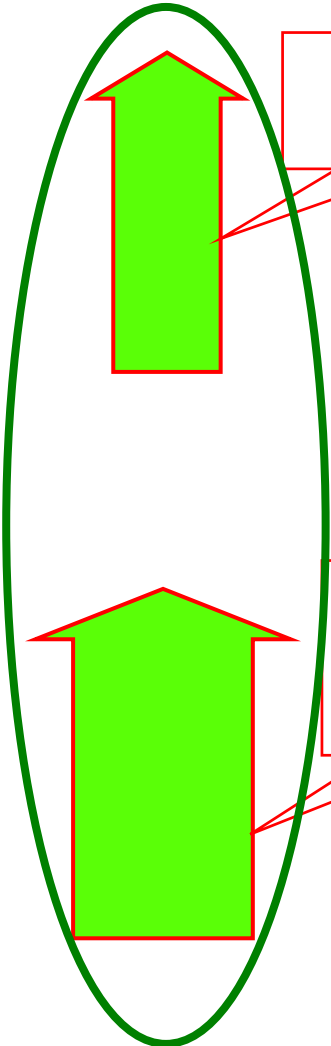
\* Base year: 1990

# Sustainable Development

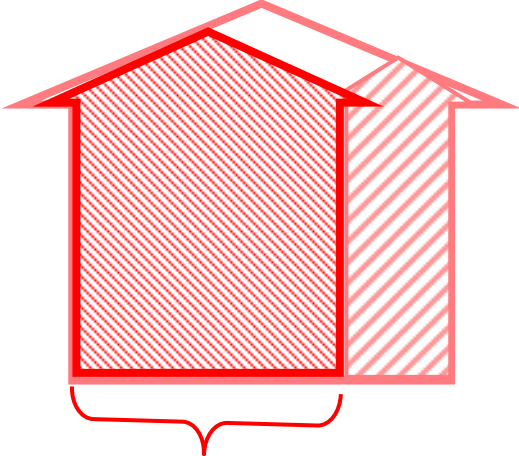
**Direct:**



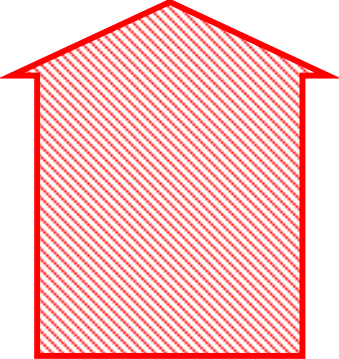
-



=



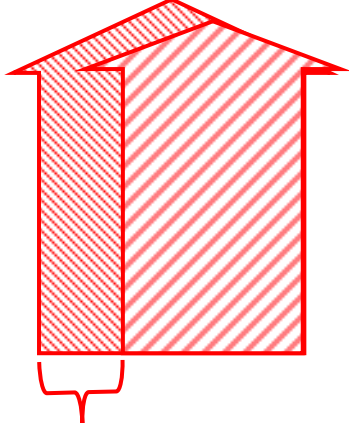
**Indirect:**



-



=



# Business and Climate Change

HRPSOR

Zagreb – March 15, 2005

